

Yurls Werkboekje




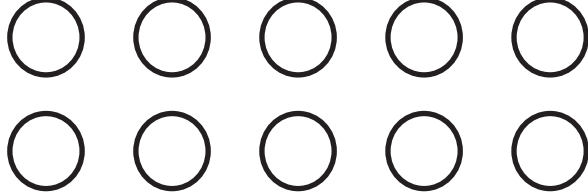

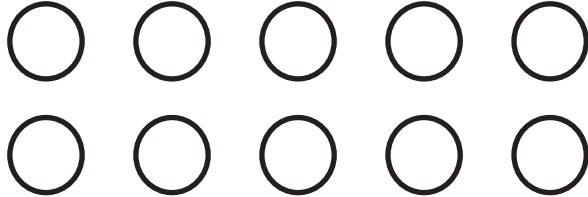

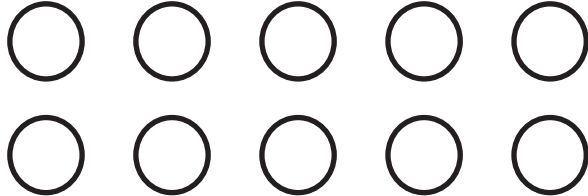

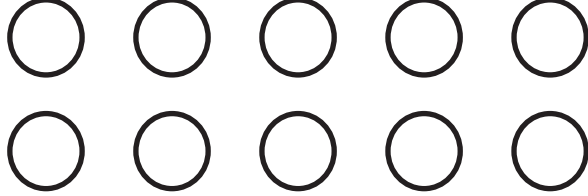



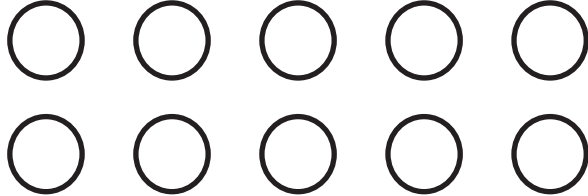
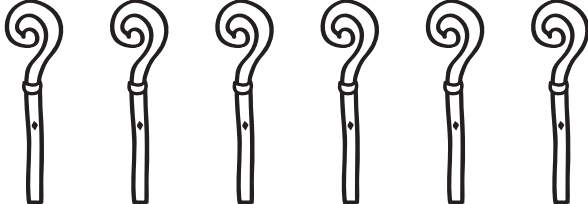
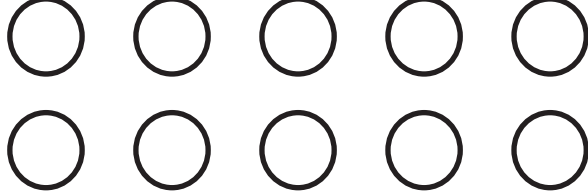
sinterklaas




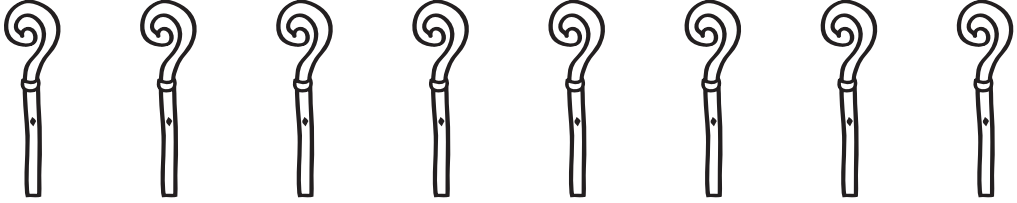






naam:.....

groep 1-2







Kleur evenveel































Kleur het juiste aantal.

5	
2	
7	
1	
4	
3	
6	
8	










Voor welk huisnummer staat piet? Zet een rondje om het juiste cijfer.

	<p>8 5 3 6</p>
	<p>1 9 3 6</p>
	<p>8 5 7 6</p>
	<p>3 5 4 9</p>
	<p>8 3 1 4</p>
	<p>2 5 8 7</p>










Naar welk huis moet piet? Zet een goede lijn.

Hoeveel pietjes tel je ?
Trek een lijn naar het juiste cijfer.






Knip de plaatjes uit en plak ze op de juiste plaats.





Meer werkbladen op
www.werkboekjes.yurls.net


auteur:
Marije Smit




Welk is anders?



Maak groepjes van..... (3,5,6 of 10)




Woordstukjes




mijter




staf



schoorsteen



stoomboot




piet



pakje



wortel



zak




sinterklaas



schoen







pepernoot






paard










Kleur de plaatjes die beginnen met de letter P



P




Kleur de plaatjes die beginnen met de letter S




Stempelen sinterklaas




sint




zak



mijter



boot




piet

Met welke letter begint het plaatje ? Zet een rondje om die letter.




sint

m s g t




zak

b z p v




mijter

m h f s



boot

b r n j



piet


z v p k

Zet een cirkel om het goede woord




sint

tins snit nist
 stin sint




zak

zak azk kaz
 kaz azk




mijter

tijmer mijter rijtem
 mertij ijmret



boot



obot boto tobo
 toob boot



piet


tiep peit tipe
 piet iept

Zoek de 10 verschillen



Cijferkleurplaat. Kleur de kleurplaat volgens de cijfers

- 1 = rood
- 2 = blauw
- 3 = geel
- 4 = groen
- 5 = bruin
- 6 = zwart
- 7 = oranje
- 8 = grijs



Doolhof: breng Sinterklaas bij zijn paard

