


Yurls Werkboekje


Pasen



naam:.....

groep 1-2


Woordstukjes




paasei




paashaas




mand



kuiken




gieter




bloesem




kip



eierdoos



haan



schilderen




eierdop



nest



Stempelen



ei



haas



mand




kuiken



kip

Met welke letter begint het plaatje ? Zet een rondje om die letter.



paasei

m t g p




haas

b r h v




mand

k m f s



kuiken


k r n j



gieter

z t g k

Zet een cirkel om het juiste woord.



paasei

paashaas paasei
papshas paapei
eipaas paasie saapei




haas

kaas laars haal
saah haas
kaars laat baas




mand

mand damn namd
tand dand
mant zand mant



kuiken



kiekun nuikiek kuiken
kiuken kuinen
nuiken kuinen kuiken



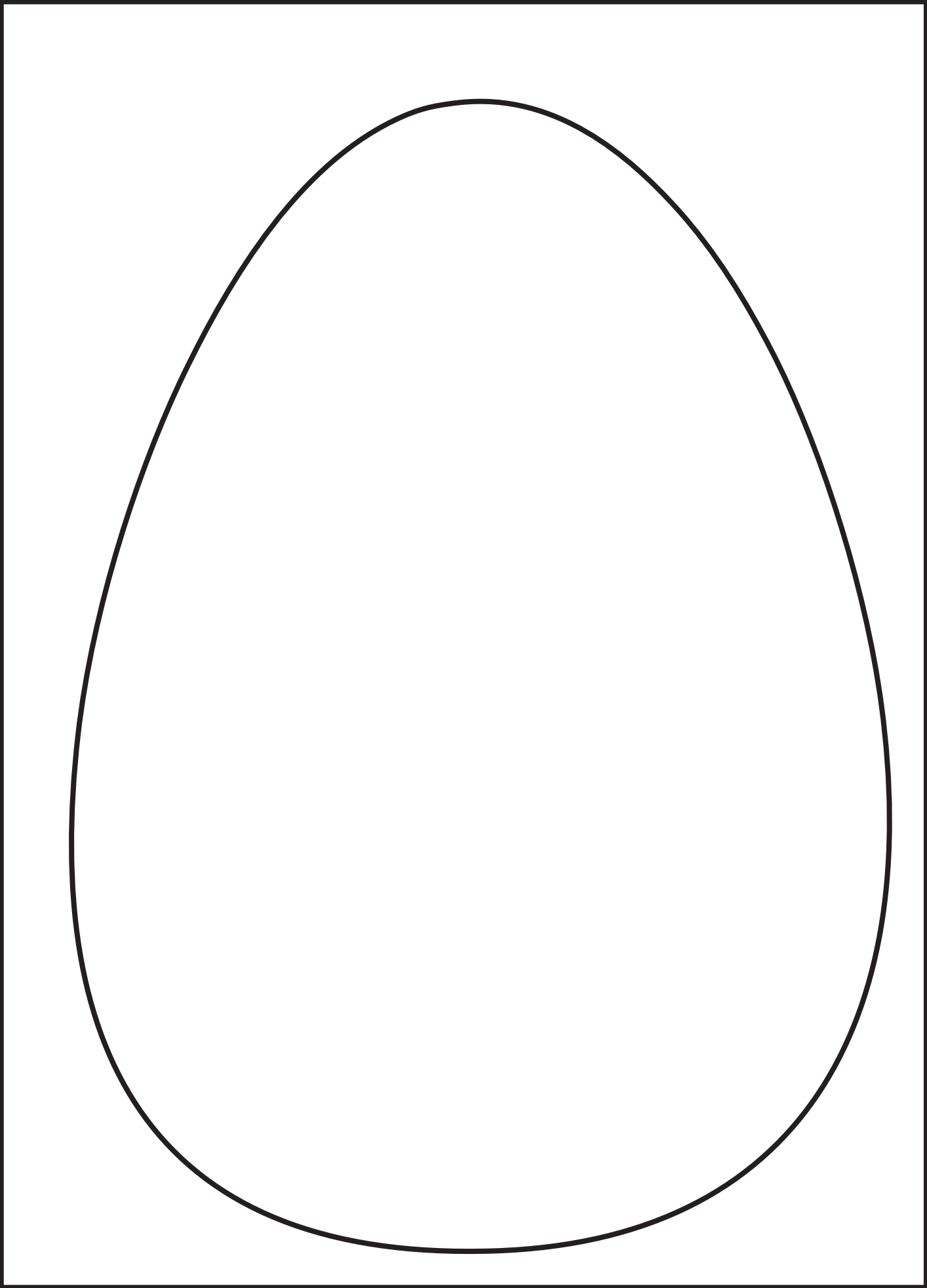
gieter

tieger teiger geiter
gieter gieret
tierer reiger getier

Knip en plak in de juiste volgorde











Een ei om te versieren.



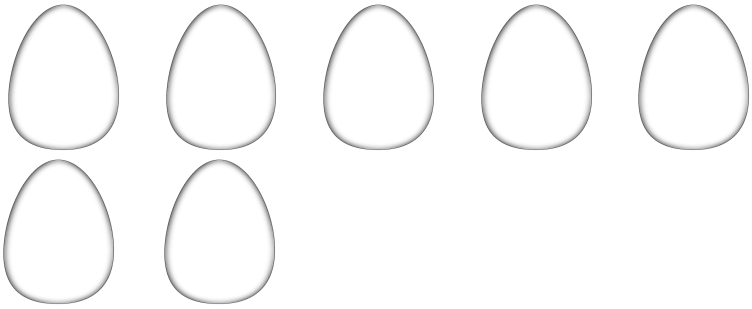





Meer werkbladen op
www.werkboekjes.yurls.net

auteur:
Marije Smit

























Kleur het juiste aantal.

5	
2	
7	
1	
4	
3	
6	
8	

Hoeveel eieren tel je? Stempel of schrijf het juiste cijfer.

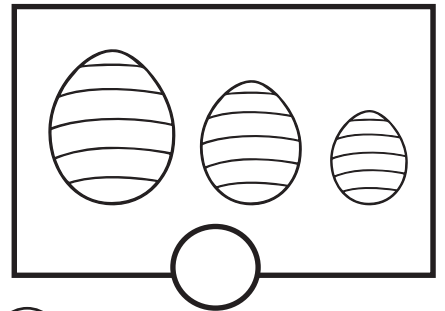
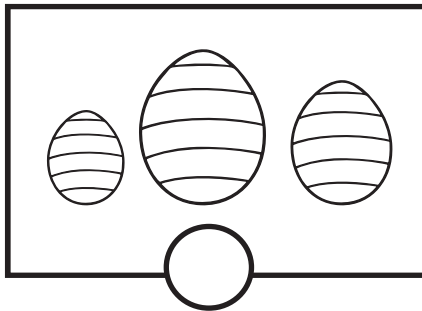
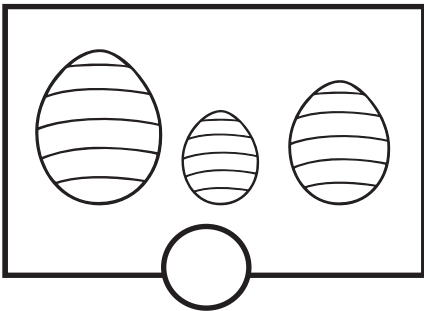
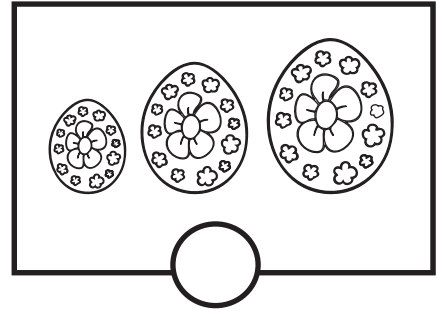
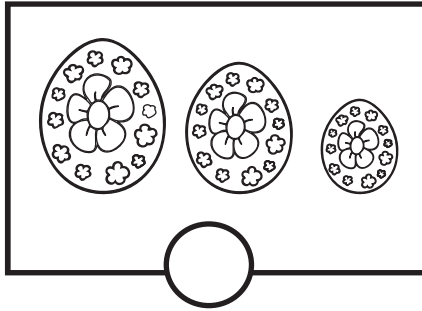
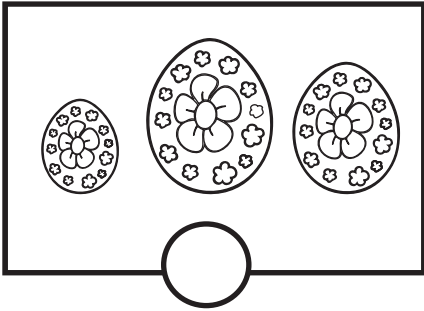



	
	
	
	
	
	

Welk ei ontbreekt? Zet een cirkel om het juiste cijfer

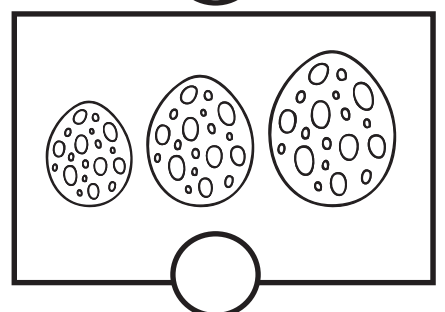
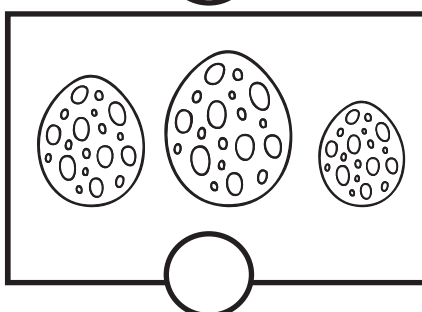
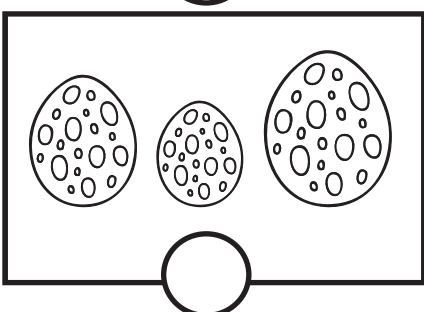






   	8 3	5 6
   	1 3	9 6
   	8 7	5 6
   	3 4	5 9
   	8 1	3 4
   	2 8	5 7

Seriëren


Waar staan de plaatjes van groot naar klein? Kleur dat rondje.




Waar staan plaatjes van klein naar groot? Kleur dat rondje.









Geef dezelfde eieren dezelfde kleur.








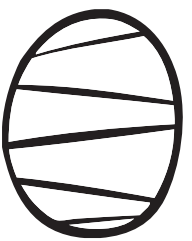

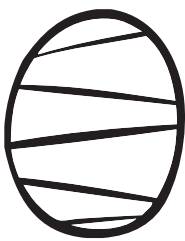









Welk ei is hetzelfde?



Paasei van groot naar klein.






Knip de plaatjes uit en plak ze op de juiste plaats.




Meer werkbladen op
www.werkboekjes.yurls.net

auteur:
Marije Smit



Doolhof. Breng de haas naar het ei.



Yurls is een gratis tool waarmee je online je (educatieve) favorieten op internet verzamelt en deelt.

Registreren gaat zo:

- * Ga naar www.yurls.net
- * Klik op 'nieuw account' en vul de gegevens in.
- * Klik op de link in de e-mail die je ontvangt om je account te activeren.
- * Log in met je e-mailadres en het wachtwoord dat je hebt aangemaakt en lees de tips.
- * Het 'Yurlsen' kan beginnen!

Vragen? Ga naar <http://support.yurls.net>



Meer werkbladen op
www.werkboekjes.yurls.net

auteur:
Marije Smit